



LMI 201 – Data Resources for Improved Business/Workforce Connections

Ron Payne

Mary Ann Merano

Ed Taft

October 24, 2017

Industry & Occupation Projections

Employment Projections

Employment projections are available for both industries and occupations. Short-term projections cover a two year period and long-term projections cover a 10 year period.

Statewide projections

- [Long-Term Occupational Projections \(2014-2024\)](#)
- [Long-Term Industry Projections \(2014-2024\)](#)
- [Short-Term Occupational Projections \(2016-2018\)](#)
- [Short-Term Industry Projections \(2016-2018\)](#)

Local Workforce Investment Area (LWIA), long-term (2014-2024)

(Short-term not available at this time)

Local Workforce Investment Area (LWIA)

LWIA 1

Projection Type:

Long-term Industrial (2014 - 2024)

Get File

[Definitions of Local Workforce Investment Areas \(LWIAs\)](#)

http://www.ides.illinois.gov/LMI/Pages/Employment_Projections.aspx

New BLS Separations Methodology

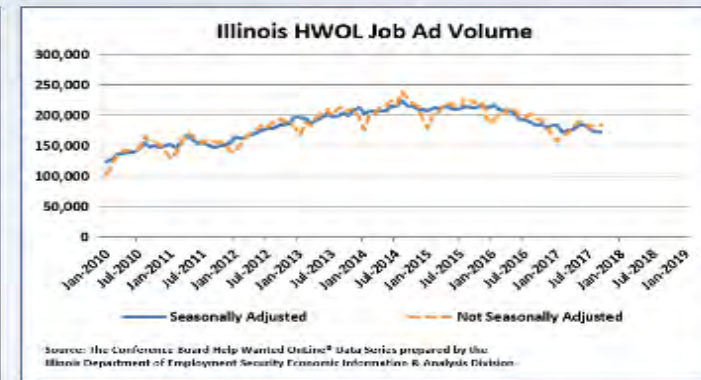
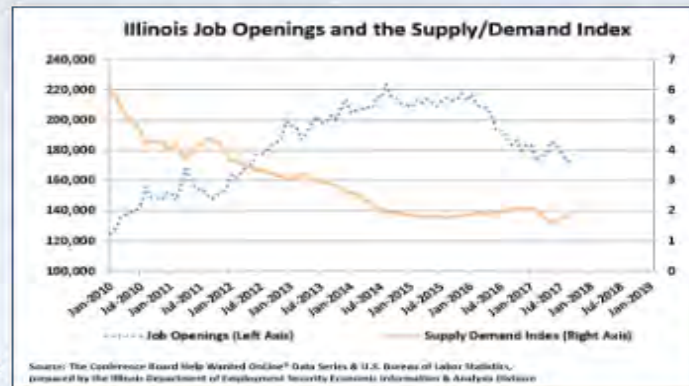
- National 2016 – 2026
- Illinois 2017 – 2019 short-term
- Largest increases in high turnover/lower paying occupations
- BLS FAQs concerning new separations methodology
- https://www.bls.gov/emp/ep_separations_faqs.htm

Real Time LMI

Help Wanted Online (HWOL)

The Help Wanted Online (HWOL) program monitors the number of seasonally and not seasonally adjusted online job ad openings posted by Illinois employers. The program uses economic indicators such as occupational job ads to better gauge the underlying direction of economic activity each month.

[Monthly Snapshot Release Schedule](#)



Statewide Snapshot (PDF Report)

Month/Year:

Get File

Economic Development Regions (PDF Report)

Month/Year:

Get File

Job Ad Listing

FIRST_SE	TITLE	EMPLOYER	LOCATION	O*NET_NAME	SITES	CONTA	JOB_TYPE	EDUCATION	SALARY
9/25/2017	CDL-A Owner Operator Position	Star Freight, LLC	Auburn, IL	Entrepreneurs Want	Careersingear	(844)417-6	Permanent,Full-Time		
9/22/2017	Company Driver Liquid Bulk Hazmat Tanker	Venezia Transport	Auburn, IL	Heavy and Tractor-Tr	Careersingear	(888)995-4	Permanent,Full-Time		
9/22/2017	Class A CDL Owner Operator	Blair Logistics Inc	Auburn, IL	Heavy and Tractor-Tr	Careersingear		Permanent,Full-Time		
9/22/2017	CDL A Flatbed Company Driver Jobs	JLE Industries, LLC	Auburn, IL	Heavy and Tractor-Tr	Careersingear	(786)446-8	Permanent,Full-Time		
9/22/2017	Regional CDL A Company Truck Driver Job	Cowan Systems	Auburn, IL	Heavy and Tractor-Tr	Careersingear	(855)852-0	Permanent,Full-Tim	Associate Level	65000
9/22/2017	CDL-A Company Truck Driver Jobs- Student	CRST	Auburn, IL	Heavy and Tractor-Tr	Careersingear	(877)957-3	Permanent,Full-Time		
9/13/2017	CDL-A Company Driver Job	SIMON'S TRUCKING INC	Auburn, IL	Heavy and Tractor-Tr	Careersingear	(866)423-3	Permanent,Full-Tim	Associate Level	65000
9/13/2017	Solo OTR Driver Jobs	Pegasus Transportation	Auburn, IL	Heavy and Tractor-Tr	Careersingear	(844)557-8	Permanent,Full-Time		
9/22/2017	Class A CDL Student Truck Driving and Traini	CRST	Auburn, IL	Services Offered	Careersingear	(844)760-7	Permanent,Full-Time		100000
9/22/2017	CDL A Training & Student Driver Jobs	CRST	Auburn, IL	Services Offered	Careersingear	(855)711-8	Permanent,Full-Time		100000
9/18/2017	Student Drivers - No Experience Required	Millis Transfer	Auburn, IL	Services Offered	Careersingear	(844)428-4	Permanent,Full-Time		50000
9/13/2017	Warehouse Attendant #122353945	Xcessories Squared Develo	Auburn, IL	Stock Clerks- Stockro	Regional Help Wanted		Permanent,Full-Tim	GED/High School	29120
9/25/2017	PSE SALES & SVCS/DISTRIBUTION ASSOCIATI	United States Postal Servic	Cantrall, IL	Customer Service Re	JobNetwork		Permanent,Tempora	Associate Level	34569
9/25/2017	CDL-A Owner Operator Position	Star Freight, LLC	Cantrall, IL	Entrepreneurs Want	Careersingear	(844)417-6	Permanent,Full-Time		
9/22/2017	Company Driver Liquid Bulk Hazmat Tanker	Venezia Transport	Cantrall, IL	Heavy and Tractor-Tr	Careersingear	(888)995-4	Permanent,Full-Time		
9/22/2017	Class A CDL Owner Operator	Blair Logistics Inc	Cantrall, IL	Heavy and Tractor-Tr	Careersingear		Permanent,Full-Time		
9/22/2017	CDL A Flatbed Company Driver Jobs	JLE Industries, LLC	Cantrall, IL	Heavy and Tractor-Tr	Careersingear	(786)446-8	Permanent,Full-Time		
9/22/2017	Regional CDL A Company Truck Driver Job	Cowan Systems	Cantrall, IL	Heavy and Tractor-Tr	Careersingear	(855)852-0	Permanent,Full-Tim	Associate Level	65000
9/22/2017	CDL-A Company Truck Driver Jobs- Student	CRST	Cantrall, IL	Heavy and Tractor-Tr	Careersingear	(877)957-3	Permanent,Full-Time		
9/13/2017	CDL-A Company Driver Job	SIMON'S TRUCKING INC	Cantrall, IL	Heavy and Tractor-Tr	Careersingear	(866)423-3	Permanent,Full-Tim	Associate Level	65000
9/13/2017	Solo OTR Driver Jobs	Pegasus Transportation	Cantrall, IL	Heavy and Tractor-Tr	Careersingear	(844)557-8	Permanent,Full-Time		
9/22/2017	CDL A Training & Student Driver Jobs	CRST	Cantrall, IL	Services Offered	Careersingear	(855)711-8	Permanent,Full-Time		100000
9/22/2017	Class A CDL Student Truck Driving and Traini	CRST	Cantrall, IL	Services Offered	Careersingear	(844)760-7	Permanent,Full-Time		100000
9/18/2017	Student Drivers - No Experience Required	Millis Transfer	Cantrall, IL	Services Offered	Careersingear	(844)428-4	Permanent,Full-Time		50000
9/17/2017	B2b Sales	Best Version Media	Chatham, IL	Advertising Sales Ag	ZipRecruiter		Permanent,Full-Time		
9/25/2017	CDL-A Owner Operator Position	Star Freight, LLC	Chatham, IL	Entrepreneurs Want	Careersingear	(844)417-6	Permanent,Full-Time		
9/23/2017	RETAIL DATA COLLECTION ASSOCIATE PART	CrossMark	Chatham, IL	First-Line Supervisor	Beyond.com		Permanent,Part-Tim	GED/High School	

Current Employment Statistics (CES)

The following job tables and series are available:

- [Area Definitions for Illinois MSAs \(PDF\)](#)

Not Seasonally Adjusted Reports (Excel):

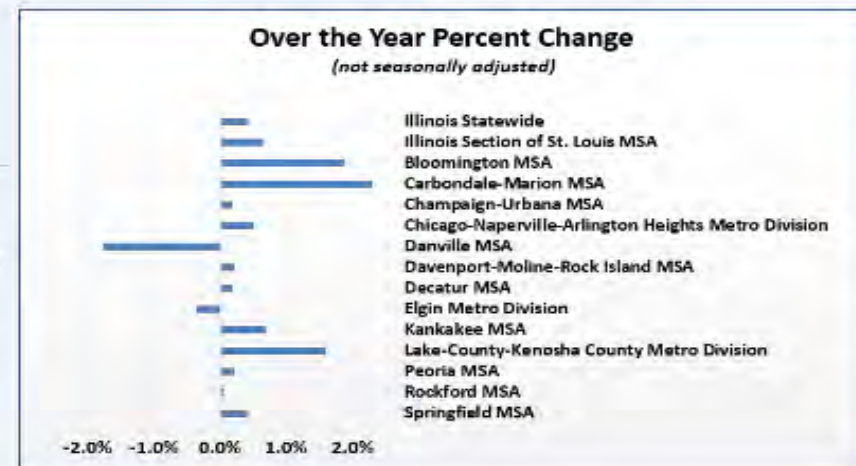
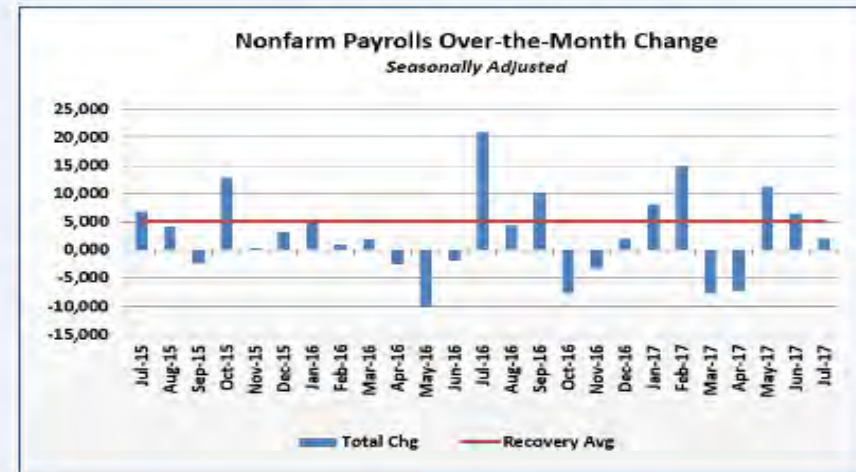
- [Current Month, Previous Month, Year Ago data, Statewide](#)
- [Monthly Statewide & Metro-Areas Data \(2000-Present\)](#)
- [Average Hours Worked, Hourly Earnings, Hours Worked - Hourly Earnings \(Monthly 2003-Current\)](#)
- [Monthly Statewide & Metro-Areas NSA Data \(1990-1999\)](#)

Seasonally Adjusted Reports (Excel):

- [Monthly Statewide Data \(2000-Present\)](#)
- [Current, Previous & Year Ago Data](#)
- [Monthly Statewide SA Data \(1990-1999\)](#)

CES data for Economic Development Regions (EDRs), Workforce Investment Areas (WIAs), and counties that are not in MSAs are produced by the Economic Information and Analysis division of the Illinois Department of Employment Security. Note: Estimates are not official U.S. Bureau of Labor Statistics data.

- [EDRs \(Excel\)](#)
- [WIAs \(Excel\)](#)
- [NonMSACounties \(Excel\)](#)



<http://www.ides.illinois.gov/LMI/Pages/CES.aspx>

Labor Force Data – Unemployment Rates

Local Area Unemployment Statistics (LAUS)

The Local Area Unemployment Statistics (LAUS) program develops monthly and annual estimates of the labor force, employed, unemployed and the unemployment rate for the State, metropolitan areas, counties and municipalities that have a population of at least 25,000.

[2017 Data Release Schedule](#)

[Illinois Department of Employment Security Employment Situation Press Releases](#)



Current Data

Unemployment Rate Maps (PDF)

- [Metropolitan Areas Unemployment Rate Map](#)
- [Local Workforce Areas Unemployment Rate Map](#)
- [Counties Unemployment Rate Map](#)
- [Economic Development Region Map](#)

[Illinois and Chicago Metropolitan Area Unemployment Rates](#)

[Current Monthly Unemployment Rates](#)

[Year to Date Data](#)

[Downloadable LAUS Files](#)

- [laus_aug17.xls](#) | [laus_aug17.zip](#) (updated 9/21/17)
- [Monthly LAUS Reports](#)
- [Illinois County Monthly Unemployment Rate Ranking Report](#)

[Monthly Veteran's Report](#)



Historical Data

- 2016 Annual Average Maps (PDF)
 - [Metropolitan Areas](#)
 - [Local Workforce Areas](#)
 - [Counties](#)
- Annual Average Data
 - [State of Illinois and the U.S.](#)
 - [Metro Areas](#)
 - [Counties](#)
 - [Cities](#)
 - [Local Workforce Areas](#)
 - [Economic Development Regions](#)
- [Historical monthly, annual data](#)

- [Characteristics of Employed and Unemployed](#)
Monthly and annual employment and unemployment statistics by characteristics such as age, gender, race, employment and labor force participation, duration of unemployment and union membership.



ILLINOIS WIOA SUMMIT
Workforce Innovation and Opportunity Act

Wage Data

Wage Information: Occupational Employment Statistics (OES)

Wage data for occupations is collected in the Occupational Employment Statistics (OES) program. Information on entry level, median, and experienced hourly (and annual) wages is available for Illinois, the Metropolitan Statistical Areas (MSAs), Economic Development Regions (EDRs), counties and the Local Workforce Investment Areas (LWIAs) in Excel format.

[SOC Code Definitions](#)

Statewide

Current data is for 2016 Annual.

[Statewide Occupational Wage \(Excel\)](#) | [Wage Data publication \(PDF\)](#)



County Occupational Wages

MSA Occupational Wages

Local Workforce Innovation Area (LWIA) Occupational Wages

Economic Development Region Occupational Wages

http://www.ides.illinois.gov/LMI/Pages/Occupational_Employment_Statistics.aspx



IDES – EI&A

Contact Information

Ron Payne, Manager
Workforce Analysis and Dissemination
607 East Adams Street, 8th Floor
Springfield, Illinois 62701
TEL: (217) 557-1869
Email: Ron.Payne@illinois.gov

Tom Austin, Labor Market Economist
303 North Main Street, Suite 200
Rockford, Illinois 61101
TEL: (815) 39680
Email: Tom.Austin@illinois.gov

Linda L. Gonulsen, Labor Market Economist
607 East Adams Street, 8th Floor
Springfield, Illinois 62701
TEL: (217) 558-1237
Email: Linda.L.Gonulsen@illinois.gov

Dennis Hoffman, Labor Market Economist
333 Potomac Boulevard, Suite G
Mt. Vernon, Illinois 62864
TEL: (618) 242-7879
Email: Dennis.Hoffman@illinois.gov

Troy McMillan, Help Wanted Online Specialist
33 South State Street, 10th Floor
Chicago, Illinois 60603
TEL: (312) 793-9349
Email: Troy.McMillan@illinois.gov

Vicki Niederhofer, Labor Market Economist
4519 West Main Street
Belleville, Illinois 62223
TEL: (618) 277-8491
Email: Vicki.Niederhofer@illinois.gov





CENSUS BUREAU AMERICAN COMMUNITY SURVEY (ACS)

October 24, 2017

American Community Survey

- The American Community Survey (ACS) is a nationwide survey that produces characteristics of the population and housing, similar to the long-form questionnaire last used in Census 2000.
<http://www.census.gov/acs/www/>
- ACS is a continuous survey, in which each month a sample of housing unit addresses receives a questionnaire. About 3.5 million addresses are surveyed each year.
- The ACS data are available for small areas and small population groups.

American Community Survey

- ACS has Demographic, Social, Economic, and Housing Characteristics
 - Demographic characteristics include age, race, Hispanic Origin and gender. (Hispanic is an ethnic category NOT a race.)
 - Social characteristics include topics such as education, marital status and history, fertility, grandparent caregivers, veterans, disability status, place of birth, citizenship status, year of entry, language spoken at home, ancestry and tribal affiliation.
 - Economic characteristics include such topics as health insurance coverage, income, benefits, employment status, occupation, industry, commuting to work, and place of work.
 - Housing characteristics include tenure, occupancy and structure, housing value, taxes and insurance, utilities, and mortgage or monthly rent.

American Community Survey

- The ACS releases data annually. Depending on the size of the geography the data may represent 1-year estimates or 5-year estimates based on the following guidelines:
 - One year estimates are based on 12 months of surveys and are available for areas with populations of 65,000 or more.
 - Five year estimates are based 60 months of surveys and are available for all areas.
 - Each release will have different numbers. For example, the population of Illinois is 12,859,995 using 1-year estimates and is 12,871,761 using the 5-year estimate.

American Community Survey

1-Year Estimates

- 12 months of collected data
- Covers populations of 65,000+
- Smallest Sample Size
- Less Reliable estimates
- Most Current Data

5-Year Estimates

- 60 months of collected data
- Data for all areas
- Largest Sample Size
- Most Reliable
- Least Current

American Community Survey

- A NOTE ON MARGIN OF ERROR
- All data that are based on samples, such as the ACS, include a range of uncertainty or a margin of error (MOE).
- The ACS has a 90% confidence level or chance the estimate is correct.
- The smaller the geography, the larger the MOE.
- In cases when the MOE is too large it may be prudent to exclude the estimate.

American Community Survey

- Sangamon County Educational Attainment for Population Aged 25 or Older (5-year ACS)

	Estimate	Sangamon County, Illinois Margin of Error
Total:	135,955	+/-90
No schooling completed	761	+/-218
Nursery school	16	+/-25
Kindergarten	0	+/-26
1st grade	14	+/-20
2nd grade	0	+/-26
3rd grade	36	+/-38
4th grade	30	+/-26
5th grade	54	+/-38
6th grade	168	+/-90
7th grade	356	+/-124
8th grade	1,401	+/-222
9th grade	1,255	+/-224
10th grade	2,436	+/-353
11th grade	2,568	+/-296
12th grade, no diploma	1,634	+/-225
Regular high school diploma	32,313	+/-1,055
GED or alternative credential	5,864	+/-512
Some college, less than 1 year	11,635	+/-624
Some college, 1 or more years, no degree	19,232	+/-749
Associate's degree	10,783	+/-581
Bachelor's degree	28,434	+/-920
Master's degree	12,243	+/-603
Professional school degree	3,326	+/-371
Doctorate degree	1,396	+/-244

American Community Survey

- For additional information or assistance in using Census Data contact the Chicago Regional Census Office at:
- 1111 W. 22nd Street, Suite 400
Oak Brook, IL 60523-1918
(630) 288-9200 or 1-800-865-6384
FAX: (630) 288-9288
TDD: (708) 562-1791
E-mail: Chicago.Regional.Office@census.gov